



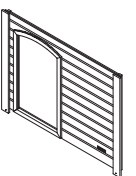
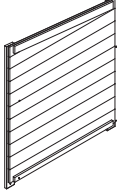
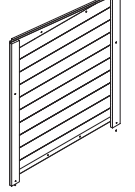
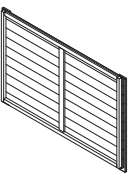
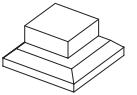
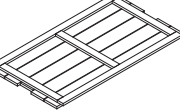
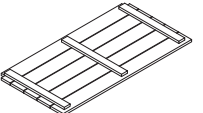
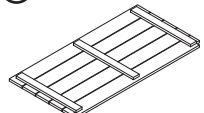

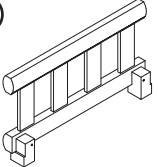
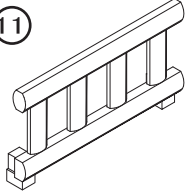
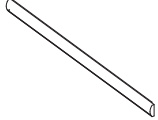
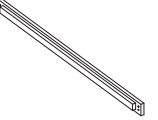
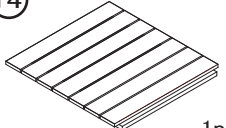
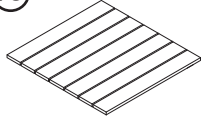
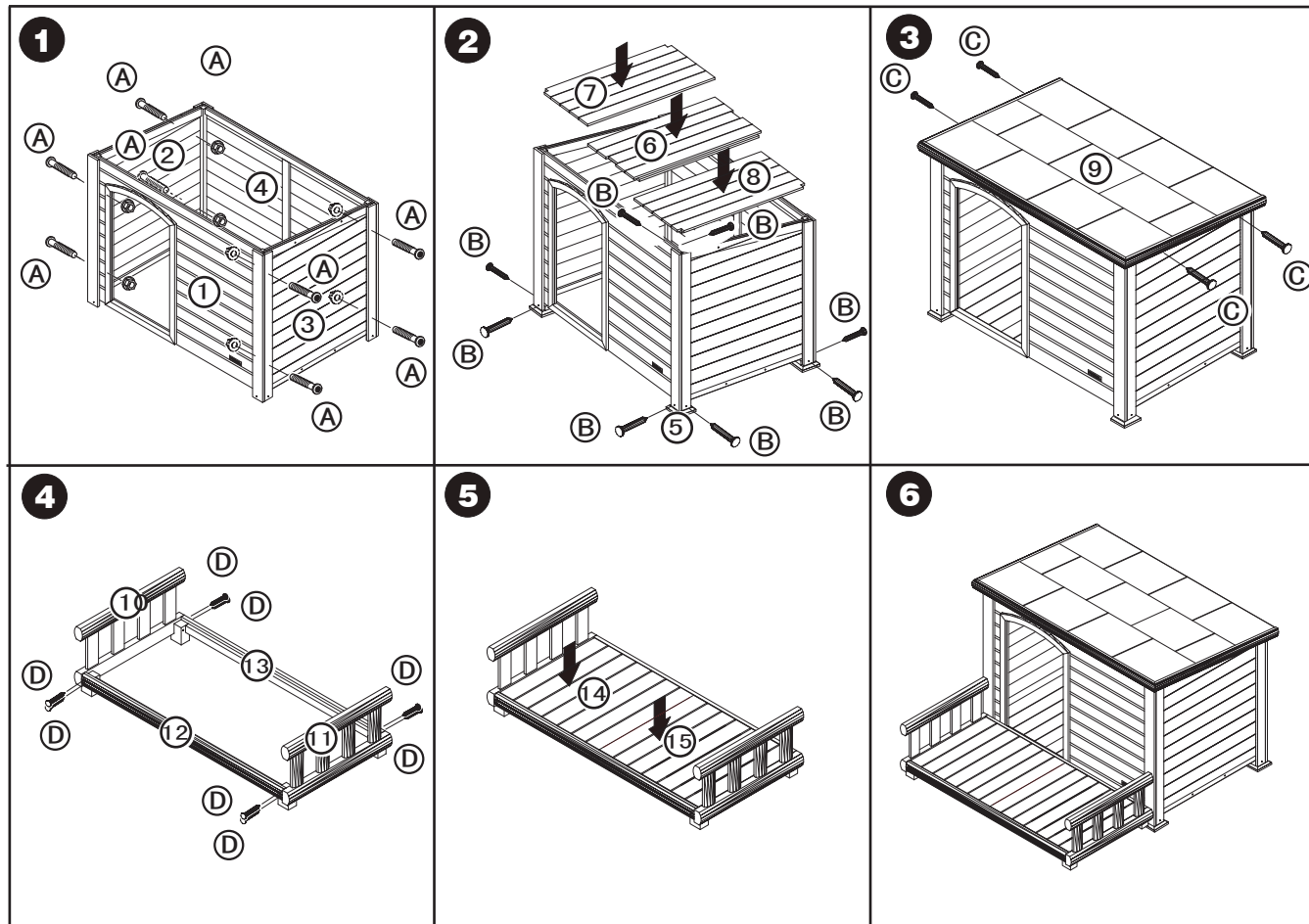


Parts List

| | | | |
|---|--|--|--|
| (A)  6X50mm 8+1pcs | (B)  3. 5X35mm 8+1pcs | (C)  3. 5X50mm 4+1pcs | (D)  3. 5X35mm 8+1pcs |
| ①  1pc | ②  1pc | ③  1pc | |
| ④  1pc | ⑤  4pc | ⑥  1pc | |
| ⑦  1pc | ⑧  1pc | ⑨  1pc | |
| ⑩  1pc | ⑪  1pc | ⑫  1pc | |
| ⑬  1pc | ⑭  1pc | ⑮  1pc | |

Steps:



DE

Um die Lebensdauer zu verlängern, sollte das Holz mit geeignetem Anstrich nachbehandelt werden.

FR

Pour augmenter la durée de vie de ce produit il convient de réaliser un traitement complémentaire avec une teinture similaire.

EN

In order to enhance life expectancy it is advisable to treat the wood with an appropriate additional coating.

IT

Per prolungare la vita bisogna ancora trattare il legno con una verniciatura adatta.