JFC Manufacturing Co Ltd.
Weir Road
Tuam, Co Galway
Ireland

Tel: 02151-36176-94

Email: infode@jfcagri.com
Web: www.jfcagri.com/de/

TWB-250 - Aufbauanleitung

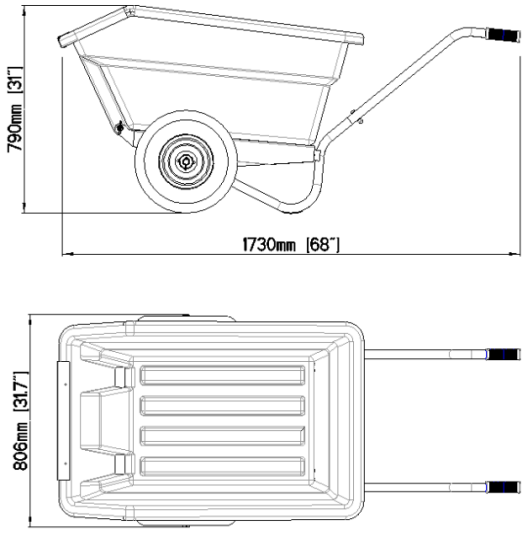



Montagesatz enthält:

1

1 x Kunststoffwanne

2

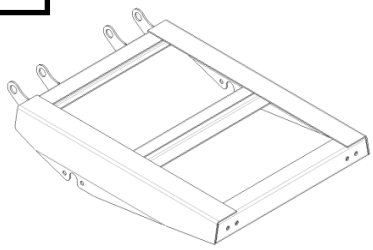

1 x Chassis

3a 3b

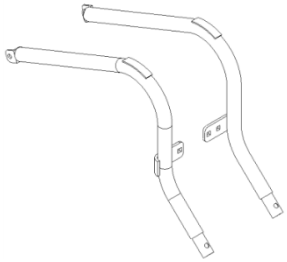

1 X Handle leg L
1 X Handle leg R
vormontiert am Chassis (2)

4

2 X Handle, vormontiert am Chassis (2)

5

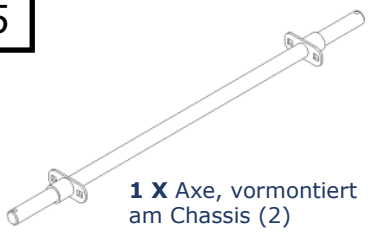

1 X Axe, vormontiert am Chassis (2)

6

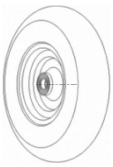

2 X Räder

7

2 X Schanierstift

8

6 X Splint

9

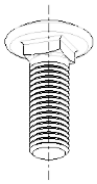

6 X Schraube M10 X 30, vormontiert

9a

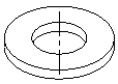

4 X Scheiben Ø8x16X1.5, vormontiert

10



2 X Round Head Sq. Bolt M10 X 65, vormontiert

11

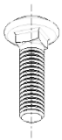

4 X Round Head Sq. Bolt M8 X 40, vormontiert

12

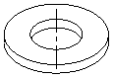

8 X Washer ø10x20X2

13

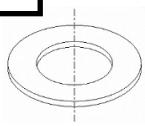

4 X Scheiben, für Räder Ø28x50X2.5

14

8 X M10 Locknut vormontiert

15

4 X M8 Hut Mutter, vormontiert

Das Montage KIT wurde von _____ für Sie auf Vollständigkeit geprüft.

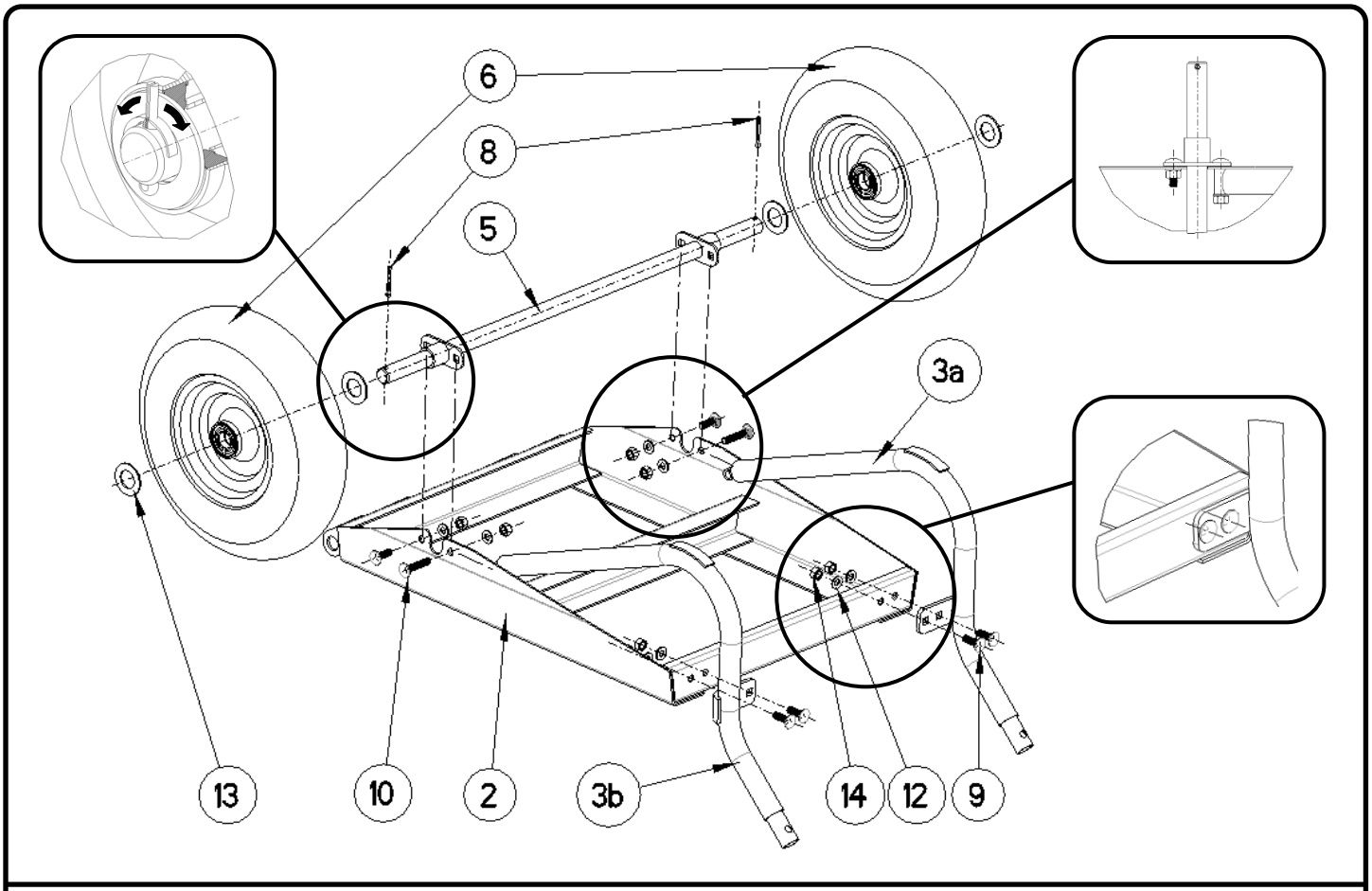

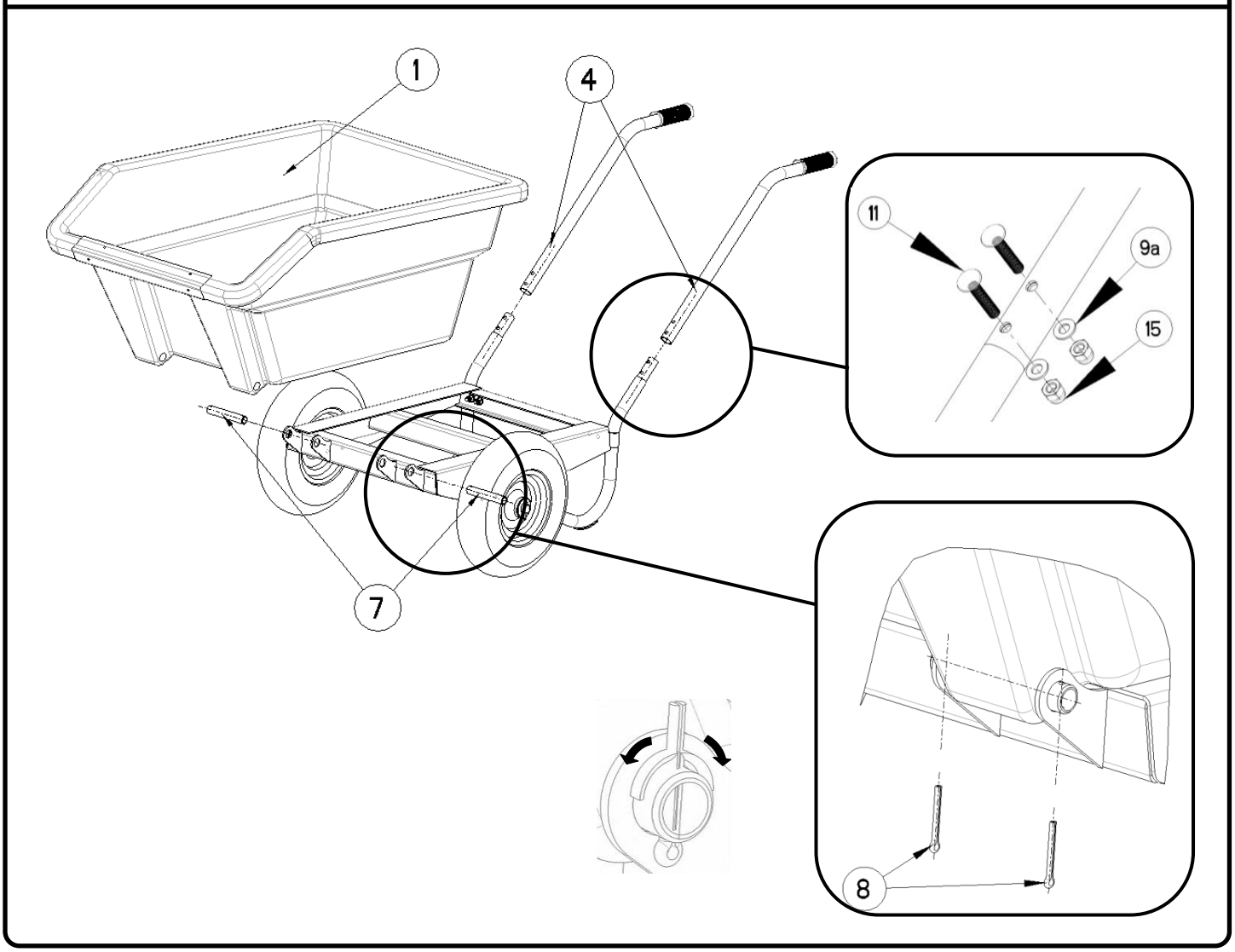

Das Montage KIT wurde von _____ für Sie auf Vollständigkeit geprüft.